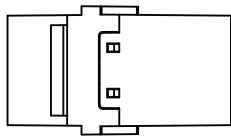
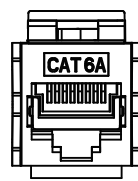
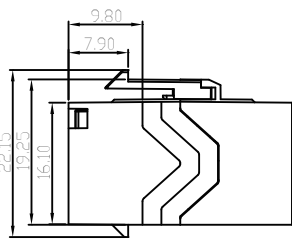
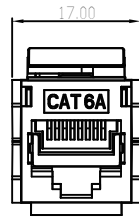
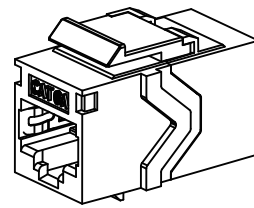
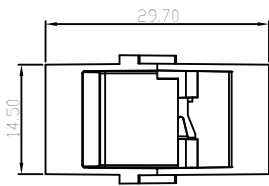


QSY-350G810G

LIMITS	CLASS	DEGREE			
		A	B	C	D
10	以下	±0.02	±0.05	±0.10	±0.15
10~50	以下	±0.05	±0.10	±0.15	±0.20
50~120	以下	±0.10	±0.15	±0.20	±0.25
120~300	以下	±0.15	±0.20	±0.25	±0.30
300~500	以下	±0.20	±0.25	±0.30	±0.35
500~1000	以下	±0.25	±0.30	±0.35	±0.40
1000~1500	以下	±0.30	±0.35	±0.40	±0.45
ANGLE		±0.2°	±0.5°	±1.0°	±1.5°

REV.	DESCRIPTION	DATE	APPROVED
A	First Version	13.04.25	J0



ELECTRICAL
 CURRENT RATING : 1.5A
 DIELECTRIC WITHSTANDING VOLTAGE : 1000VDC
 INSULATION RESISTANCE : 500 MΩ MIN.
 CONTACT RESISTANCE : 20 mΩ MAX.

MECHANICAL
 (1) Materials: Zn alloy
 (2) Cosmetic: Electroplating Ni + Sandblasting
 (3) RJ45Jack Contact: Phosphor bronze, 50u" Gold Plating
 (3) Cavity conforms to FCC rules and Regulations Part 68

MODEL: QSY-350G810G		TITLE: Cat.6A snap-in adapter, shielded			
DRAWN: J0	2013.04.25	PART NO.		UNIT	MM
DESIGNED:		MATERIAL		SCALE	1:1
CHECKED:		FINISH		SHEET	1 OF 1
		TOOLING NO.		SIZE	A4
APPROVED:		DWG NO.		REV.	A

